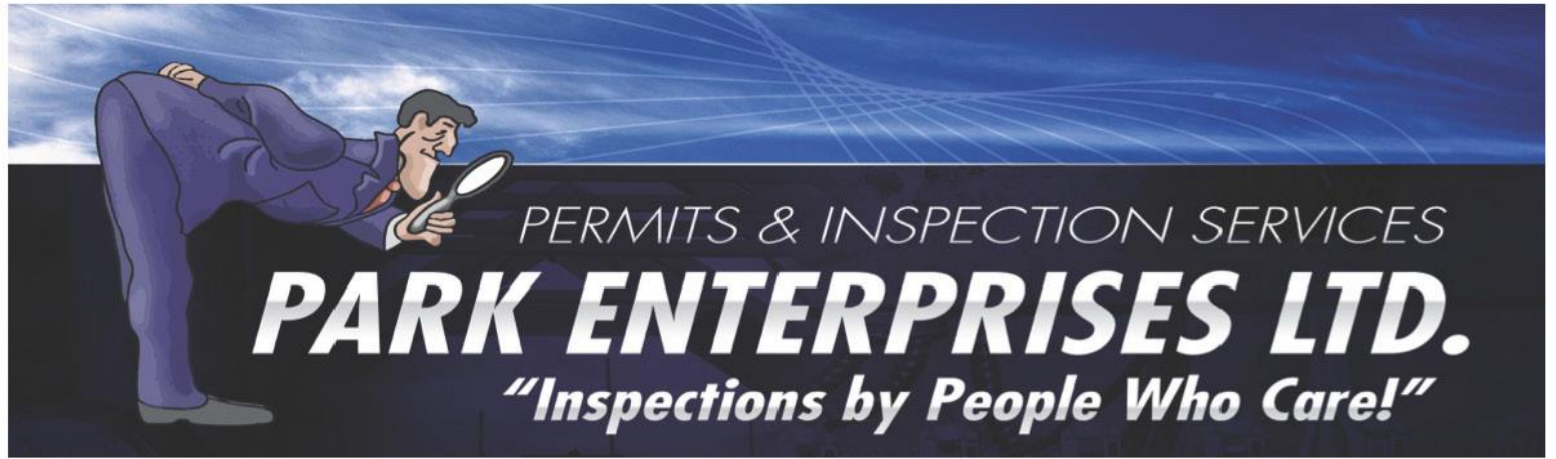


Wheatland County & Park Enterprises Ltd.
Permit & Inspection Fee Schedule

Building

Undertaking	Permit Fee*
Public institution Commercial Industrial Multi-Family	\$8.00/\$1000 of construction value Minimum Permit Fee \$350
Single family dwelling Shops Garages Storage	\$.90 / sq ft main floor \$.55 / sq ft additional floor /loft \$.30 / sq ft basement development \$.20 / sq ft attached deck
Relocation of home: <i>Manufactured home, ready to move home on Pilings/ Blocks</i>	\$.35 / sq ft
Relocation of home: <i>Manufactured home, ready to move home on basement or crawlspace</i>	.40 / sq ft
Residential Minimum Permit Fee	\$250
Solid Fuel Appliance Demolition Hot Tub Seasonal Swimming Pool Decks	\$250

Council levy applies to total permit fees at 4%, minimum of \$4.50 to a maximum of \$560



Plumbing - Residential & non-residential

Number of Fixtures	Permit Fee*
1-3	\$125
4-7	\$140
8-10	\$150
11 or more	\$150 + \$10 each additional fixture
Manufactured home/ready to move home on blocks or piles	\$125

Council levy applies to total permit fees at 4%, minimum of \$4.50 to a maximum of \$560

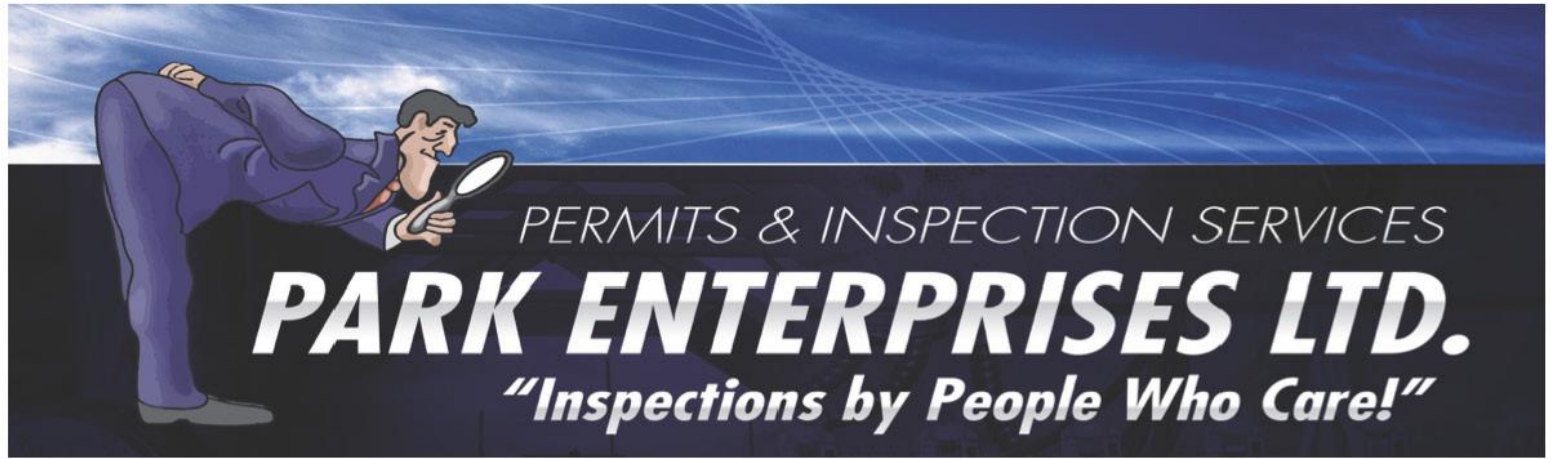
Gas

Non-Residential - BTU's	Permit Fee*
0-100,000	\$125
100,001-200,000	\$135
200,001-400,000	\$145
400,001-1,000,000	\$225
1,000,001-2,000,000	\$325
Over 2,000,000	\$325 + \$7 per 100,000 BTU or portion thereof

Number of Outlets	Permit Fee*
1-2	\$125
3-5	\$150
6-7	\$175
8-10	\$200
11 and above	\$200 + \$10 / outlet

Undertaking	Permit Fee*
Temporary service/heat	\$100
Service re-connection	\$100
Propane tank set	\$100

Council levy applies to total permit fees at 4%, minimum of \$4.50 to a maximum of \$560



Residential Electrical

Square footage to be calculated according to developed/ wired space

Undertaking	Permit Fee*
Service Connection Temp Service Panel Change	\$125
Wiring up to 1200 sq ft	\$165
Wiring 1201 sq ft and over	\$165 + .10/sq ft (over 1200 sq ft)
Basement Development, Garages, Accessory Buildings, Renovations, Minor Work	\$70.00 - for installation costs \$0 to \$500 \$80.00 - for installation costs \$501 to \$1,000 \$105.00 - for installation costs \$1,001 to \$2,000 \$120.00 - for installation costs \$2,001 to \$3,000 \$140.00 - for installation costs \$3,001 to \$4,000 \$160.00 - for installation costs \$4,001 to \$5,000 <i>Installation Costs more than \$5,000 use the square footage fee schedule.</i>

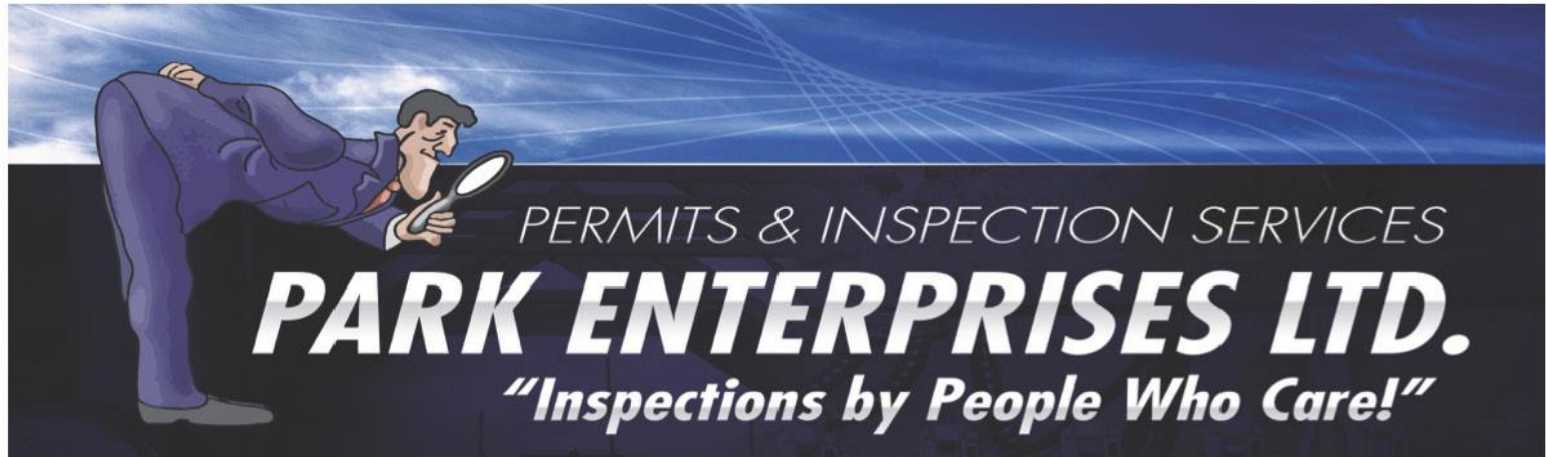
Council levy applies to total permit fees at 4%, minimum of \$4.50 to a maximum of \$560

Additional \$50 applicable on all homeowner electrical permit fees.

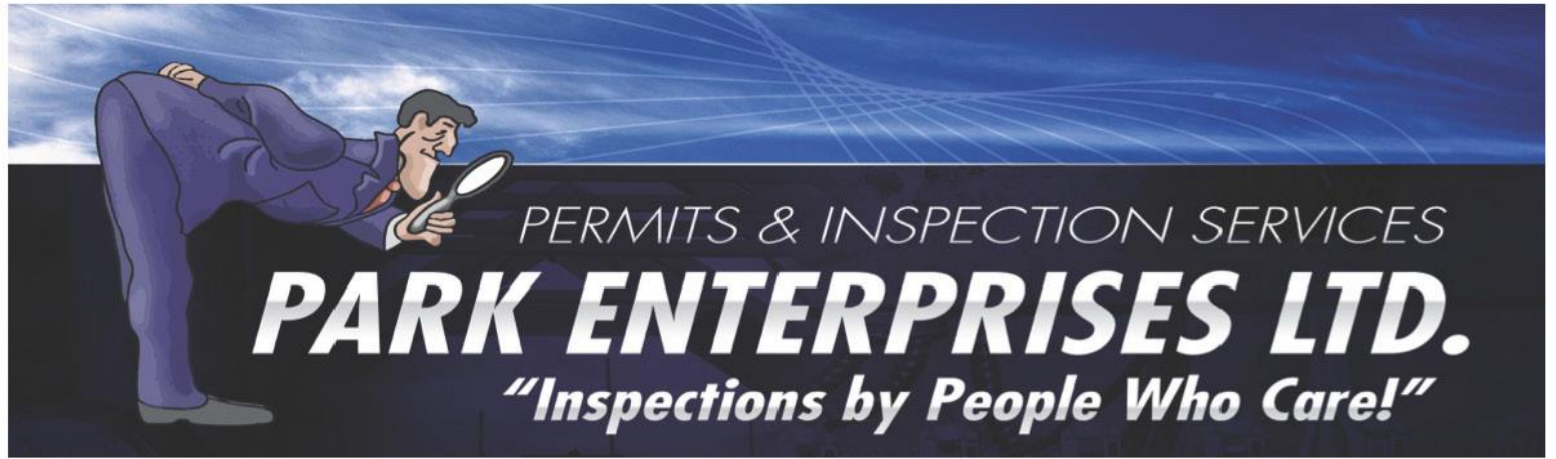


Commercial Electrical – (certified contractor only)

Undertaking	Permit Fee*
Service Connection	
Temp Service	\$125
Panel Change	
Annual Permit	\$400
Value of Materials & Labour	Permit Fee*
0-1,000	\$70
1,001-1,500	\$75
1,501-2,000	\$80
2,001 – 2,500	\$85
2,501 – 3,000	\$90
3,001 – 3,500	\$95
3,501 – 4,000	\$100
4,001 – 4,500	\$105
4,501 – 5,000	\$110
5,001 – 5,500	\$115
5,501 – 6,000	\$120
6,001 – 6,500	\$125
6,501 – 7,000	\$130
7,001 – 7,500	\$135
7,501 – 8,000	\$140
8,001 – 8,500	\$145
8,501 – 9,000	\$150
9,001 – 9,500	\$155
9,501 – 10,000	\$160
10,001 – 11,000	\$165
11,001 – 12,000	\$170
12,001 – 13,000	\$175
13,001 – 14,000	\$180
14,001 -15,000	\$185
15,001 – 16,000	\$190
16,001 – 17,000	\$195
17,001 – 18,000	\$200
18,001 – 19,000	\$205
19,001 – 20,000	\$210
20,001 – 21,000	\$215
21,001 – 22,000	\$220
22,001 – 23,000	\$225

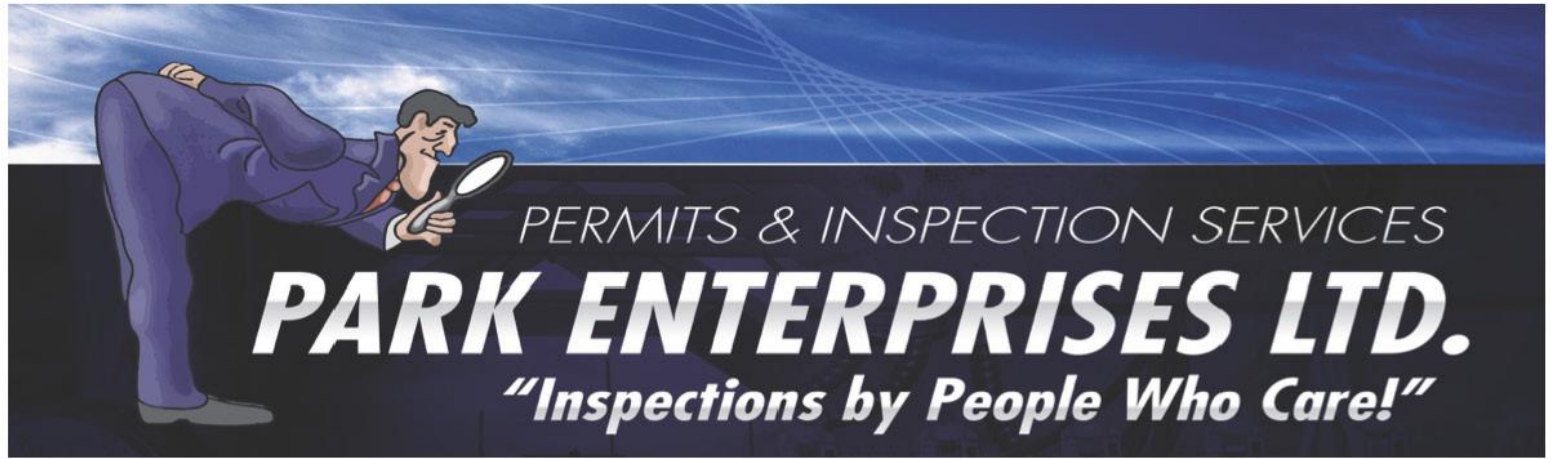


23,001 – 24,000	\$230
24,001 – 25,000	\$235
25,001 – 26,000	\$240
26,001 – 27,000	\$245
27,001 – 28,000	\$250
28,001 – 29,000	\$255
29,001 – 30,000	\$260
30,001 – 31,000	\$265
31,001 – 32,000	\$270
32,001 – 33,000	\$275
33,001 – 34,000	\$280
34,001 – 35,000	\$285
35,001 – 36,000	\$290
36,001 – 37,000	\$295
37,001 – 38,000	\$300
38,001 – 39,000	\$305
39,001 – 40,000	\$310
40,001 – 41,000	\$315
41,001 – 42,000	\$320
42,001 – 43,000	\$325
43,001 – 44,000	\$330
44,001 – 45,000	\$335
45,001 – 46,000	\$340
46,001 – 47,000	\$345
47,001 – 48,000	\$350
48,001 – 49,000	\$355
49,001 – 50,000	\$360
50,001 – 60,000	\$360
60,001 – 70,000	\$390
70,001 – 80,000	\$420
80,001 – 90,000	\$445
90,001 – 100,000	\$470
100,001 – 110,000	\$495
110,001 – 120,000	\$520
120,001 – 130,000	\$545
130,001 – 140,000	\$570
140,001 – 150,000	\$595
150,001 – 160,000	\$620
160,001 – 170,000	\$645
170,001 – 180,000	670



180,001 – 190,000	695
190,001 – 200,000	720
200,001 – 210,000	745
210,001 – 220,000	770
220,001 – 230,000	795
230,001 – 240,000	840
240,001 – 250,000	920
250,001 – 300,000	1005.00
300,001 – 350,000	1,080.00
350,001 – 400,000	1,160.00
400,001 – 450,000	1,240.00
450,001 – 500,000	1,320.00
500,001 – 550,000	1,400.00
550,001 – 600,000	1,485.00
600,001 – 650,000	1,585.00
650,001 – 700,000	1,685.00
700,001 – 750,000	1,735.00
750,001 – 800,000	1,795.00
800,001 – 850,000	1,875.00
850,001 – 900,000	1,955.00
900,001 – 950,000	1,955.00
950,001 – 1,000,000	2,060.00
Greater than 1,000,000	Contact Safety Codes Technician

Council levy applies to total permit fees at 4%, minimum of \$4.50 to a maximum of \$560



Private Sewage Disposal (Treatment) Systems

Undertaking	Permit Fee*
Fields Mounds Open Discharge Treatment Plant	\$500
Septic Tank Holding Tank or system modification	\$200

Council levy applies to total permit fees at 4%, minimum of \$4.50 to a maximum of \$560



Miscellaneous

Undertaking	Fee / Refund
Expiry	\$0 refund
Extension – first 6 months free, additional 6 months <i>(as per the timeframe noted within Muni QMP and Permit Conditions)</i>	\$100
Re-opening File to add VOC	\$100
Work started without permit	Double Permit Fee
Additional Inspections	\$125